













DRESSOIRS BAHLJTS			
	2456 x 930 x 500 ◆ DR1 ◇ DR6	2210 x 930 x 500 ◆ DR2 ◇ DR7	1964 x 930 x 500 ◆ DR3 ◇ DR8
BARKASTEN ARGENTIERS			
	1256 x 2116 x 500 ◆ BAR1 ◇ BAR6	1256 x 500 x 2116 ◆ V1 ◇ V6	
TV-MEBELEN MEUBLES TÉLÉ			
	1256 x 500 x 630 ◆ TV1 ◇ TV6	1638 x 500 x 630 ◆ TV2 ◇ TV7	
KOLOMKASTEN COLONNES			
	684 x 2116 x 500 ◆ KB1L ◇ KB6L	684 x 2116 x 500 ◆ KB1R ◇ KB6R	684 x 2116 x 500 ◆ KV1L ◇ KV6L
			
			684 x 2116 x 500 ◆ KV1R ◇ KV6R
WANDEN LIVINGS			
	2456 x 500 x 2116 ◇ WB6	2210 x 500 x 2116 ◇ WB7	1964 x 500 x 2116 ◇ WB8
			
			1638 x 500 x 2116 ◇ WB9

SPIEGELS MIROIRS		
	1600 x 910 x 20 ◆ SP1	
	2090 x 910 x 20 ◆ SP2	
	600 x 600 x 20 ◆ SP3	
		MUURPLANK PANNEAU MURAL


1000 x 260 x 178 ◇ MP1

AFMETINGEN DIMENSIONS	REFERENTIE RÉFÉRENCE	POTEN PIEDS	BLAD TABLETTE	PRIJS PRIX	
675 x 435 x 675	<b>HT1T</b>	K540 / K555	K540		 → VERLENGBLAD VOOR / RALLONGE POUR T17T / T19T / T23T
1350 x 435 x 675	<b>T13T</b>	K540 / K555	K540		
1635 x 775 x 1000	<b>T17T</b>	K540 / K555	K540		
1835 x 775 x 1000	<b>T19T</b>	K540 / K555	K540		
2255 x 775 x 1000	<b>T23T</b>	K540 / K555	K540		
1350 x 775 x 1350	<b>VT13T</b>	K540 / K555	K540		
400 x 775 x 1000	<b>VB40T</b>	K540 / K555	K540		
675 x 435 x 675	<b>HT1TB</b>	K540 / K555	K540		
1350 x 435 x 675	<b>T13TB</b>	K540 / K555	K540		
675 x 430 x 675	<b>HT1Q</b>		K540		
1350 x 430 x 675	<b>T13Q</b>		K540		
675 x 356 x 675	<b>HT1LL 38/80</b>	K540 / K555	K540		
1350 x 356 x 675	<b>T13LL 38/80</b>	K540 / K555	K540		
1015 x 356 x 1000	<b>HT2LL 38/80</b>	K540 / K555	K540		
1375 x 356 x 1000	<b>T14LL 38/80</b>	K540 / K555	K540		
1635 x 730 x 1000	<b>T17L 38/80</b>	K540 / K555	K540		
1835 x 730 x 1000	<b>T19L 38/80</b>	K540 / K555	K540		
2255 x 730 x 1000	<b>T23L 38/80</b>	K540 / K555	K540		
2899 x 772 x 1000	<b>T29L 80</b>	K540 / K555	K540		
675 x 388 x 675	<b>HT1 KL/XL 38/80</b>	K540	K540		
1350 x 388 x 675	<b>T13 KL/XL 38/80</b>	K540	K540		
1635 x 738 x 1000	<b>T17 K/X 38/80</b>	K540	K540		
1835 x 738 x 1000	<b>T19 K/X 38/80</b>	K540	K540		
2255 x 738 x 1000	<b>T23 K/X 38/80</b>	K540	K540		
2899 x 780 x 1000	<b>T29 K/X 80</b>	K540	K540		
675 x 374 x 675	<b>HT1 KML/XML 38/80</b>	K029	K540		
1350 x 374 x 675	<b>T13 KML/XML 38/80</b>	K029	K540		
1635 x 758 x 1000	<b>T17 KM/XM 38/80</b>	K029	K540		
1835 x 758 x 1000	<b>T19 KM/XM 38/80</b>	K029	K540		
2255 x 758 x 1000	<b>T23 KM/XM 38/80</b>	K029	K540		
2899 x 800 x 1000	<b>T29 KM/XM 80</b>	K029	K540		
1635 x 758 x 1000	<b>T17MM 38/80</b>	K029	K540		
1835 x 758 x 1000	<b>T19MM 38/80</b>	K029	K540		
2255 x 758 x 1000	<b>T23MM 38/80</b>	K029	K540		
1000 x 407 x 1044	<b>HT2UML 38/80</b>	K028 / K034	K540		
1375 x 407 x 1044	<b>T14UML 38/80</b>	K028 / K034	K540		
1635 x 777 x 1044	<b>T17UM 38/80</b>	K028 / K034	K540		
1835 x 777 x 1044	<b>T19UM 38/80</b>	K028 / K034	K540		
2255 x 777 x 1044	<b>T23UM 38/80</b>	K028 / K034	K540		
2899 x 777 x 1044	<b>T29UM 80</b>	K028 / K034	K540		
1635 (+500) x 777 x 1044	<b>T17UME</b>	K028 / K034	K540		
1835 (+500) x 777 x 1044	<b>T19UME</b>	K028 / K034	K540		
2255 (+700) x 777 x 1044	<b>T23UME</b>	K028 / K034	K540		